



District Report Card: 2017


State: Maharashtra	District: Osmanabad
Class: 3	Subject: Mathematics
Schools: 60	Students: 1282


Participation/Coverage


Students

GENDER 	Boys		Girls	
	Number	%	Number	%
	746	58.19	536	41.81

AREA 	Rural		Urban	
	Number	%	Number	%
	960	74.88	322	25.12

CATEGORY 	SC		ST		OBC		GEN	
	Number	%	Number	%	Number	%	Number	%
	229	17.86	21	1.64	387	30.19	645	50.31

CWSN 	LD	VI	HI	S&LD	ID	Oth
	4	6	1	0	5	60

Management 	Government		Government-aided	
	Number	%	Number	%
	881	68.72	401	31.28

Average Performance of Students in Mathematics (%)

Overall	Gender		Area		Management		Social Group			
	Male	Female	Rural	Urban	Govt.	Aided	SC	ST	OBC	GEN
66.95	67.29	66.48	68.72	61.68	68.32	63.94	64.63	64.44	68.22	67.10

Performance on Learning Outcomes (LOs)

Learning Outcomes	Description	Average Performance(%)
M301	Reads and writes numbers up to 999 using place value	62.20
M302	Compares numbers up to 999 based on their place values	80.58
M303	Solves simple daily life problems using addition and subtraction of three digit numbers with and without regrouping	58.25
M304	Constructs and uses the multiplication facts (up till 10) in daily life situations	69.11
M305	Analyses and applies an appropriate number operation in the situation/ context	58.97
M306	Explains the meaning of division facts by equal grouping/sharing and finds it by repeated subtraction	62.71
M309	Identifies and makes 2D-shapes by paper folding, paper cutting on the dot grid, using straight lines etc.	85.74
M311	Fills a given region leaving no gaps using a tile of a given shape	65.02
M312	Estimates and measures length and distance using standard units like centimeters or meters & identifies relationships	38.07
M317	Reads the time correctly to the hour using a clock/watch	77.69
M318	Extends patterns in simple shapes and numbers	61.29
M319	Records data using tally marks, represents pictorially and draws conclusions	75.59

Range of Performance of Students who Answered Correctly							
Below 30%		30% - 50%		50% - 75%		Above 75%	
Number	%	Number	%	Number	%	Number	%
55	4.29	252	19.66	480	37.44	495	38.61

Lowest Performing Learning Outcomes (LOs)

- 1 - Estimates and measures length and distance using standard units like centimeters or meters & identifies relationships (38.07)
- 2 - Solves simple daily life problems using addition and subtraction of three digit numbers with and without regrouping (58.25)
- 3 - Analyses and applies an appropriate number operation in the situation/ context (58.97)
- 4 - Extends patterns in simple shapes and numbers (61.29)
- 5 - Reads and writes numbers up to 999 using place value (62.20)